

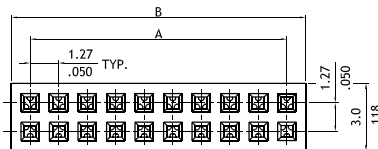
PF03 Series Dual Row Female Header

1.27mm(.050") Center Spacing

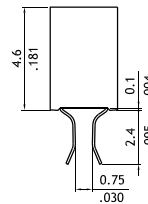
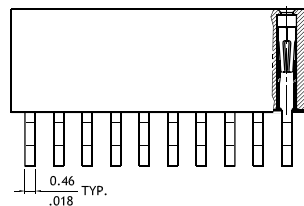
- ⊙ Mates with 1.27mm Pitch 0.46mm Round pin header
- ⊙ Designed with Beam Contact
- ⊙ For 0.8mm Thickness P.C. Board Clip
- ⊙ Low insertion Force Anti-flux
- ⊙ Available with PCB pegs
- ⊙ Engineering No's: CBC1 Series



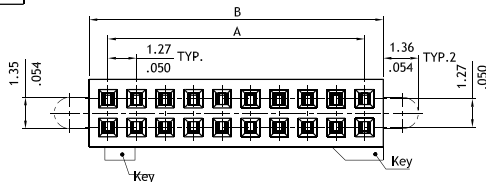
PCB CLIP TYPE



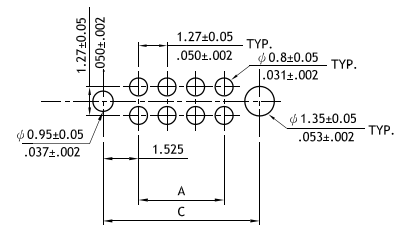
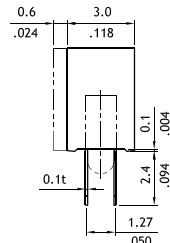
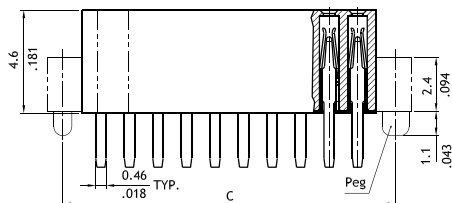
A = 1.27 X NO. OF SPACES
 B = A + 1.67
 * AVAILABLE IN 6 THROUGH 100 CIRCUITS



DIP TYPE



A = 1.27 X No. of Spaces
 B = A + 1.67
 C = A + 3.05
 * Available in 6 through 100 Circuits



Recommended P.C. Board Layout

Ordering Code

1 **2** **3** **4** **5** **6**
PF03 **06** **A** **C** **1** **00**

1 Series No.

- 2** Circuits:
 06 to 100
 (X1= 100)
 with keys:
 10, 20, 30 ~ 100
 (X1= 100)
 without keys: 06 ~ 100
 (X1= 100)

3 Plating code:

- A= Selective Gold flash over Nickel plated
 * Optional plating available but MOQ requested

4 Tail Style:

- C= PCB CLIP
 (Mates with 1.27mm Pitch 0.46mm Round pin header)
 D= DIP Type
 (Mates with 1.27mm Pitch 0.46mm Square pin header)

5 Insulator Color: 1= Black

6 Other options:

- 00= Without Key and Peg (Standard)
 10= With Keys and Pegs
 20= only With Pegs