

PF10 Series Single Row Bottom Entry Female Header

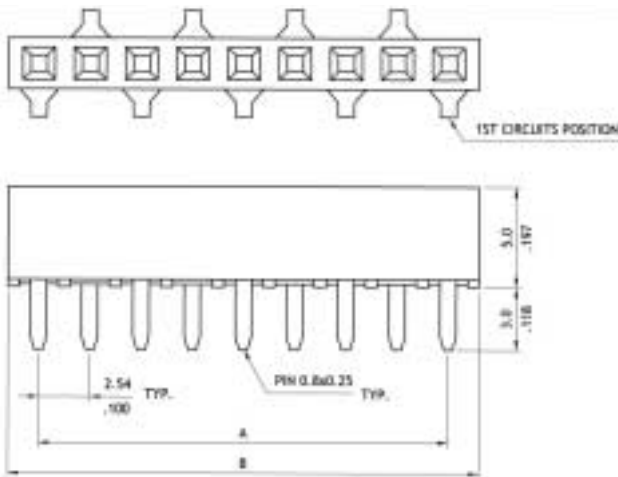
2.54mm(.100") Center Spacing

- ⊙ Mates with PG17 and PG18
- ⊙ Engineering No's: CB33/2611 Series

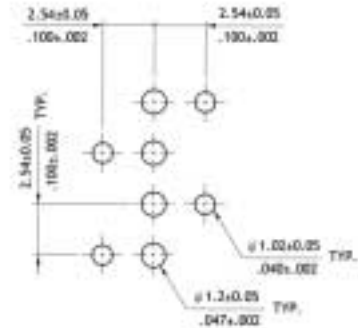


Ordering Code

1	2	3	4	5	6
PF10	40	2	R	1	00
1 Series No.	2 Circuits: 02 to 40	3 Plating code: 2= Gold flash over Nickel plated * Optional plating available but MOQ requested	4 Tail Style: R= Bottom entry	5 Color: 1= Black	6 Other options: 00= Standard * Special options Consult factory



A = 2.54 x No. of Spaces
B = A + 3.04
* Available in 2 through 40 circuits



Recommended P.C. Board Layout

PF11 Series Dual Row Female Header

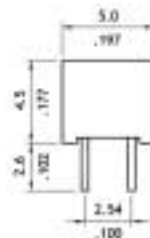
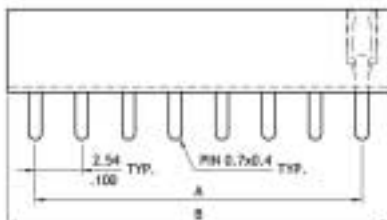
2.54mm(.100") Center Spacing

- ⊙ Mates with PG19, PG24 and PG20
- ⊙ Engineering No's: CB82 Series

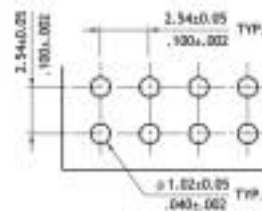


Ordering Code

1	2	3	4	5	6
PF11	X2	2	V	1	00
1 Series No.	2 Circuits: 04 to 104 X2= 104	3 Plating code: 2= Gold flash over Nickel plated * Optional plating available but MOQ requested	4 Tail Style: V= Straight	5 Color: 1= Black	6 Other options: 00= Standard * Special options Consult factory



A = 2.54 x No. of Spaces
B = A + 3.2
* Available in 4 through 104 circuits



Recommended P.C. Board Layout