


PF12 Series Dual Row Bottom Entry Female Header

2.54mm(.100") Center Spacing

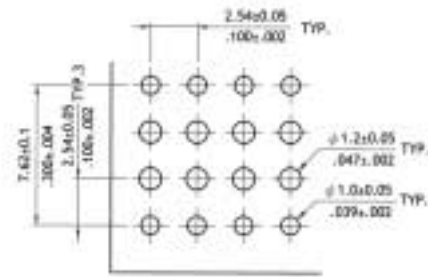
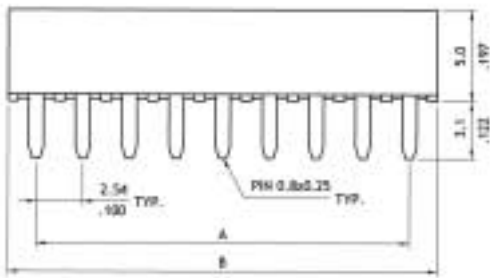
- ⊙ Mates with PG19, PG24 and PG20
- ⊙ Engineering No's: CB83/2762 Series



Ordering Code		1	2	3	4	5	6
		PF12	80	2	R	1	00
1 Series No.	3 Plating code:			5 Color: 1= Black			
2 Circuits: 04 to 80	2= Gold flash over Nickel plated * Optional plating available but MOQ requested			6 Other options: 00= Standard * Special options Consult factory			
	4 Tail Style: R= Bottom entry						



A = 2.54 x No. of Spaces
B = A + 3.10
* Available in 4 through 80 circuits



Recommended P.C. Board Layout

PF13 Series Dual Row Female Header

2.54mm(.100") Center Spacing

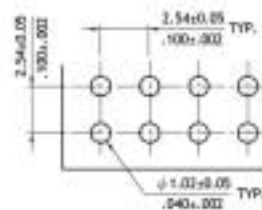
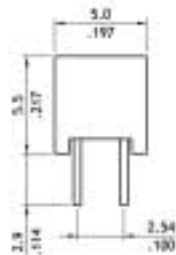
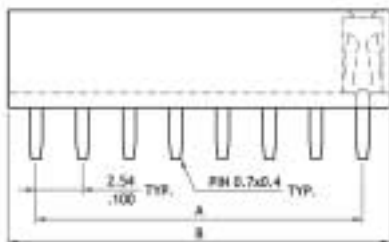
- ⊙ Mates with PG19, PG24 and PG20
- ⊙ Engineering No's: CB85 Series



Ordering Code		1	2	3	4	5	6
		PF13	86	2	V	1	00
1 Series No.	3 Plating code:			5 Color: 1= Black			
2 Circuits: 04 to 86	2= Gold flash over Nickel plated * Optional plating available but MOQ requested			6 Other options: 00= Standard * Special options Consult factory			
	4 Tail Style: V= Straight						



A = 2.54 x No. of Spaces
B = A + 3.0
* Available in 4 through 86 circuits



Recommended P.C. Board Layout