

**PB01 Series 2.00mm(.079") Pin Header**

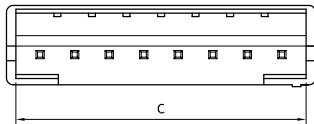
- ⊙ Low profile, kinked pin
- ⊙ With locking slot
- ⊙ Mates with PB01 housing

**Construction**

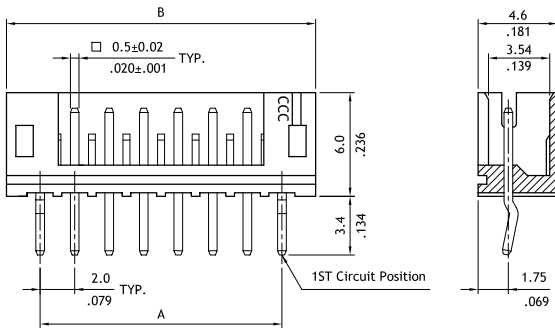
- ⊙ Insulator: Nylon 66 UL 94V-0, Color Natural
- ⊙ With Tin plated 0.5mm square pin
- ⊙ Engineering No's: CI01/2011 Series



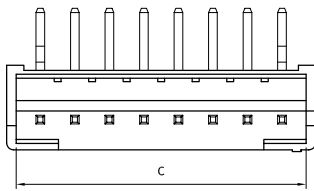
**UL** **UL**:E159616



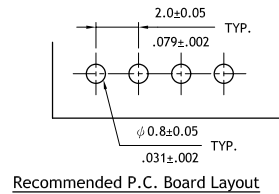
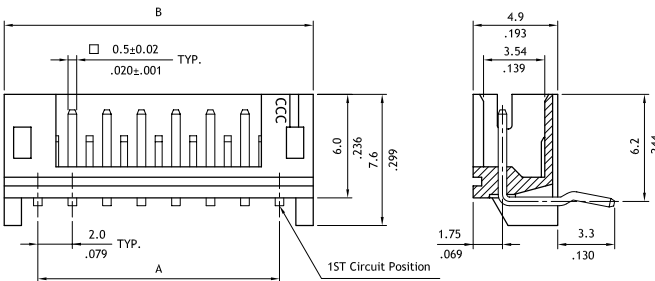
P/N PB01\*\*P1VK0



Circuits	Dimension		
	A	B	C
2	2.0(.079)	6.0(.236)	4.9(.193)
3	4.0(.157)	8.0(.315)	6.9(.272)
4	6.0(.236)	10.0(.394)	8.9(.350)
5	8.0(.315)	12.0(.472)	10.9(.429)
6	10.0(.394)	14.0(.551)	12.9(.508)
7	12.0(.472)	16.0(.630)	14.9(.587)
8	14.0(.551)	18.0(.709)	16.9(.665)
9	16.0(.630)	20.0(.787)	18.9(.744)
10	18.0(.709)	22.0(.866)	20.9(.823)
11	20.0(.787)	24.0(.945)	22.9(.902)
12	22.0(.866)	26.0(1.024)	24.9(.980)
13	24.0(.945)	28.0(1.102)	26.9(1.059)
14	26.0(1.024)	30.0(1.181)	28.9(1.138)
15	28.0(1.102)	32.0(1.260)	30.9(1.217)



P/N PB01\*\*P1HK0



**Ordering Code**

**1** **2** **3** **4** **5** **6**  
**PB01 15 P 1 V K0**

- 1 Series No.
- 2 No. of Circuits:  
02 to 15

- 3 P= Pin header
- 4 Plating code:  
1= Tin over Nickel plated

- 5 Type: V= Straight  
H= Right angle
- 6 Other options:  
00= Without kinked pin  
K0= With kinked pin (Standard)  
\* Special options Consult factory