

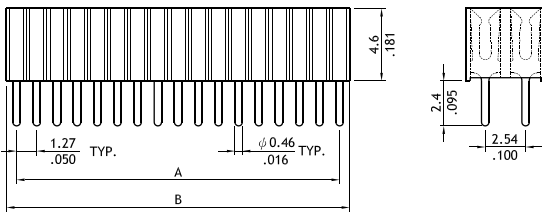
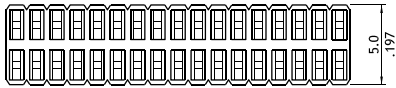
PF04 Series Dual Row Female Header

1.27mm x 2.54mm Center Spacing

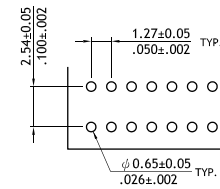
- ⊙ Mates with PG09 and PG10
- ⊙ Low profile
- ⊙ SMT and DIP type available
- ⊙ Available with PCB pegs
- ⊙ Engineering No's: CBC1/1376 Series



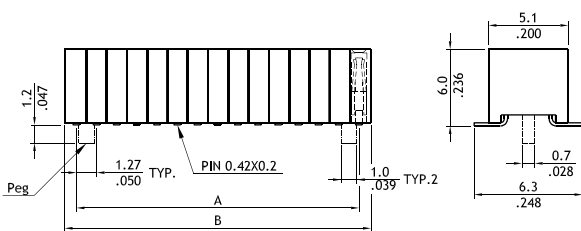

E82349



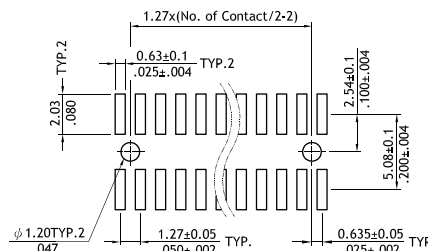
A = 1.27 X No. of Spaces
 B = A + 1.27
 * Available in 6 through 100 Circuits



Recommended P.C. Board Layout



A = 1.27 X No. of Spaces
 B = A + 1.67
 * Available in 6 through 100 Circuits



Recommended P.C. Board Layout

Ordering Code

1 **PF04** **2** **06** **3** **A** **4** **M** **5** **1** **6** **00**

- 1** Series No.
- 2** Circuits:
06 to 100
X1= 100

- 3** Plating code:
A= Selective Gold flash over Nickel plated
* Optional plating available but MOQ requested

- 4** Tail Style:
M= SMT Type
D= DIP Type

- 5** Insulator Color: 1= Black

- 6** Other options:
00= Without Pegs
P0= With Pegs (only for SMT Type)