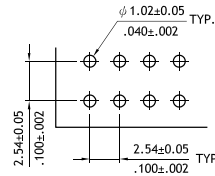
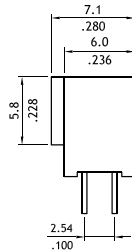
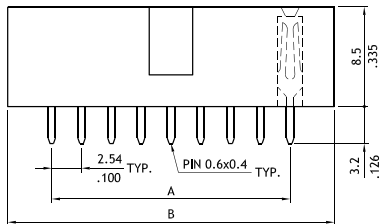
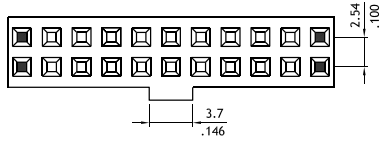


PF17 Series Dual Row Female Header

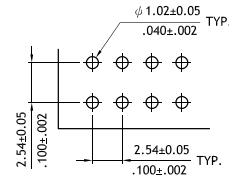
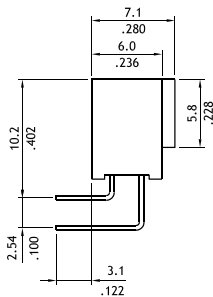
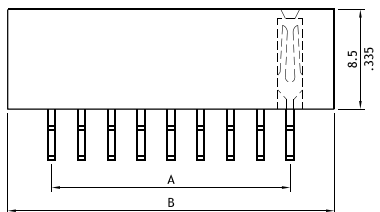
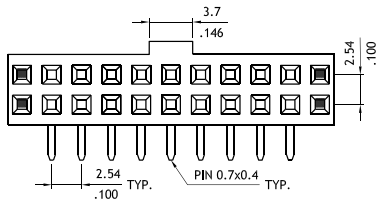
2.54mm(.100") Center Spacing

- ⊙ Mates with PG19, PG24, PG20, PG21 and PG22
- ⊙ Engineering No's: CB94 Series



A = 2.54 x No. of Spaces
 B = A + 7.62
 * Available circuits: 6,8,10,14,16,20,24,26,30
 34,40,44,48,50,60 and 64

Recommended P.C. Board Layout



A = 2.54 x No. of Spaces
 B = A + 7.62
 * Available circuits: 6,8,10,14,16,20,24,26,30
 34,40,44,48,50,60 and 64

Recommended P.C. Board Layout

Ordering Code

1 **2** **3** **4** **5** **6**
PF17 **64** **2** **V** **1** **00**

1 Series No.
2 Circuits:
 See above drawing

3 Plating code:
 2= Gold flash over Nickel plated
 * Optional plating available but MOQ requested
4 Tail Style:
 V= Straight
 H= Right Angle

5 Color: 1= Black
6 Other options:
 00= Standard
 * Special options Consult factory